

Scaled data based on original data using
LM-79-08 Approved Method: Electrical and Photometric Measurements of Solid-
State Lighting Products

Test Report Prepared for
Cooper Lighting Solutions
(formerly Eaton)

Brand: INVUE

Report Number: P677016

Luminaire Tested: **CCW-SA-1A-760-U-SL3-HSS**

Issue Date: 04/25/2023



Test Information

Test Method: LM-79-08
Report Number: P677016
Test Lab: INNOVATION CENTER(G1)
Issue Date: 04/25/2023
Manufacturer: COOPER LIGHTING SOLUTIONS (FORMERLY EATON)
Product Line: INVUE
Catalog Number: CCW-SA-1A-760-U-SL3-HSS
Description: INVUE CLEAR CURVE Wall Pack MOUNT Light Square Luminaire @350mA w/
SL3 distribution lens and House Side Shield
Light Source: (16) 5700K CCT, 70 CRI LEDs
Ballast/Driver: ELECTRONIC DRIVER

Summary

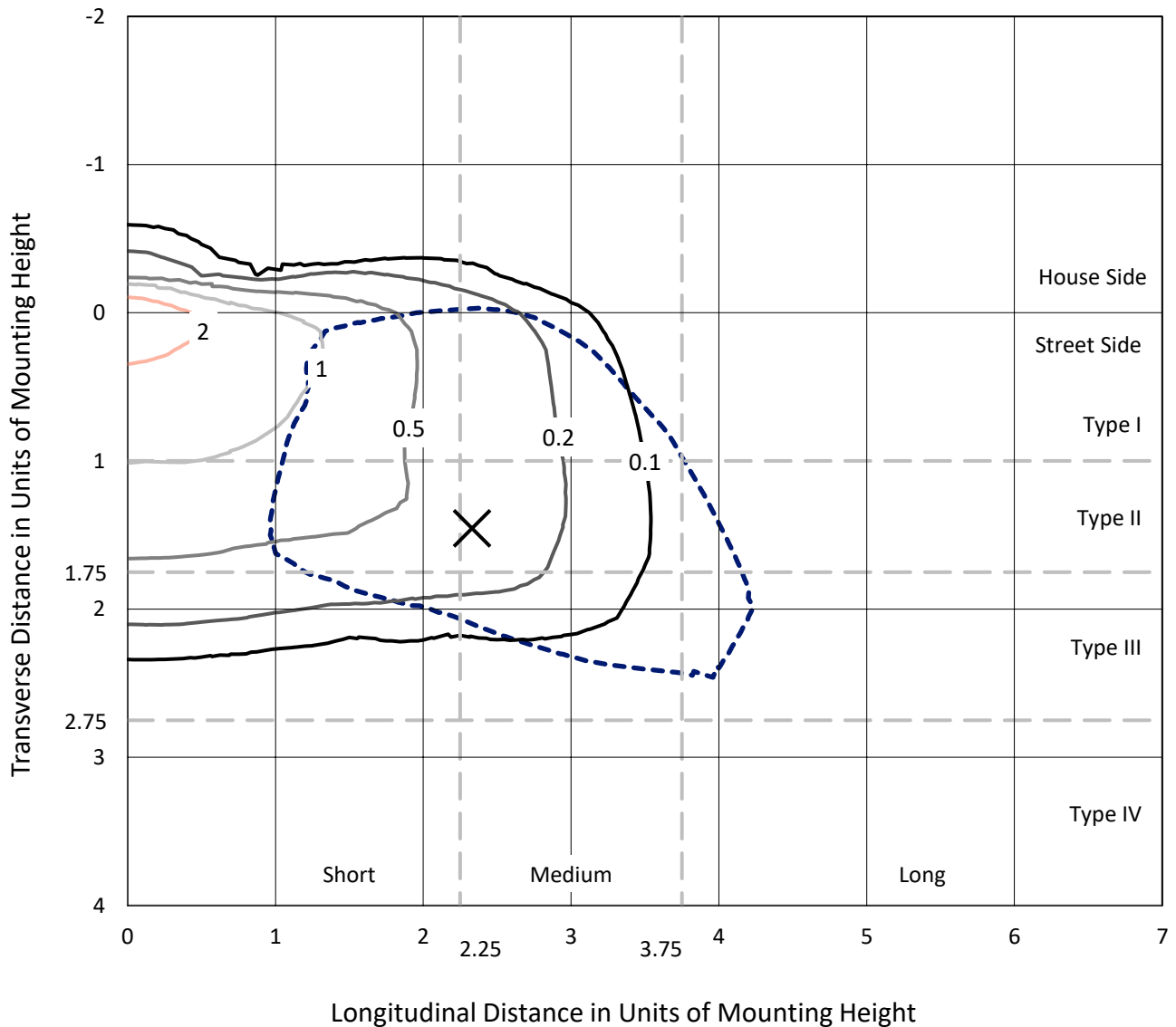
Lumens per Lamp: N/A
Luminaire Lumens: 2312.5 lumens
Efficiency: N/A
Efficacy: 128.5 lumens/watt
Luminous Opening: Rectangular (W 1' x L: 0.5' x H: 0')
IES Classification: Type III - Medium
BUG Rating: B0 - U0 - G1

Input Watts (W): 18
Input Voltage (V): 120
Input Current (Ain): NR
Voltage Rise (V): NR
Power Factor: NR
Total Harmonic Distortion (THDi): NR
Frequency (hertz): 60
Stabilization Time: NR
Operation Time: NR
Ambient Temperature (°C): NR
Test Distance: 25 FT

REPORT NUMBER: P677016
 CATALOG NUMBER: CCW-SA-1A-760-U-SL3-HSS

Iso-Footcandle Lines of Horizontal Illumination

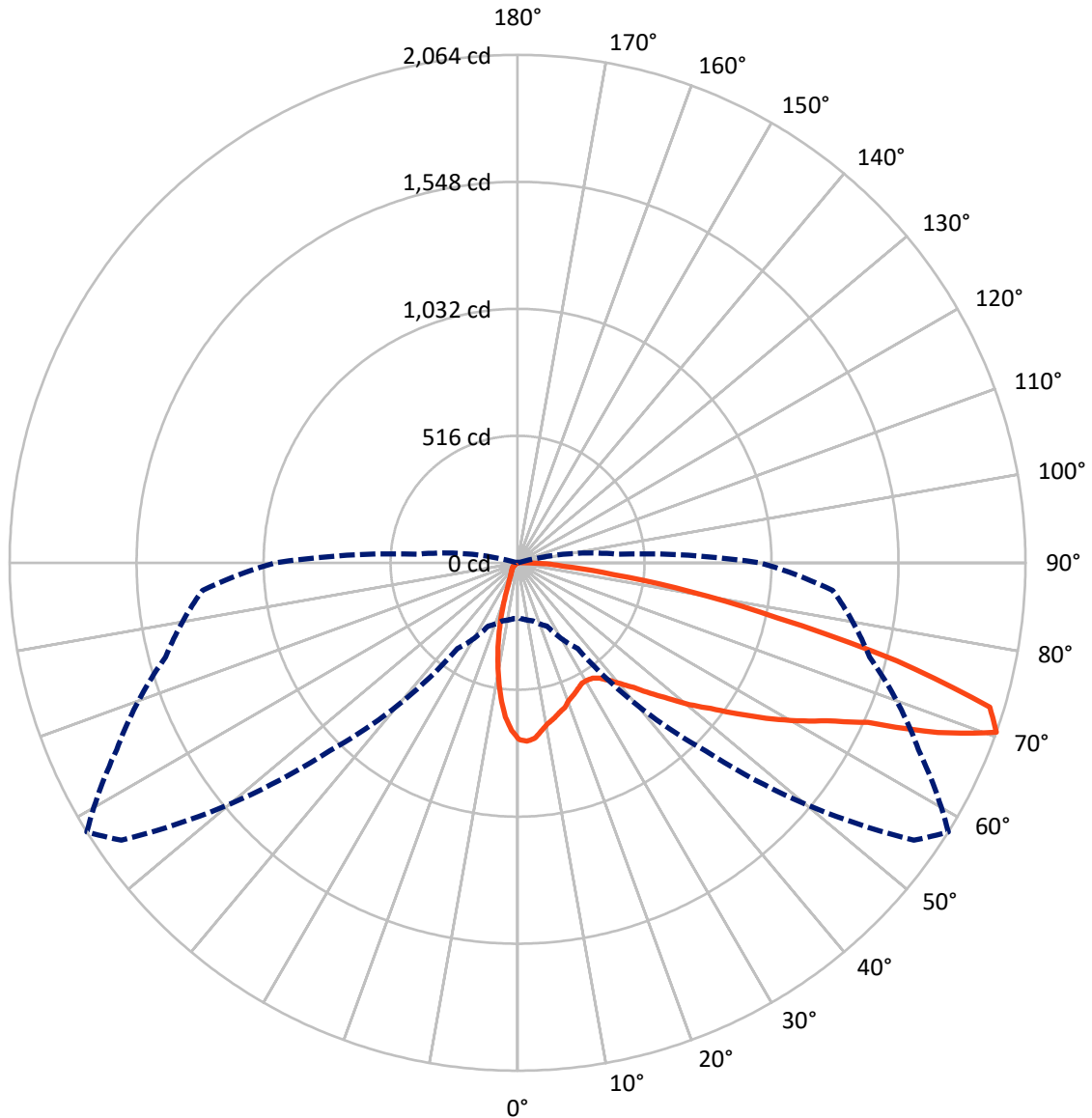
× Max cd
 - - - 1/2 Max cd



Based on 15 foot mounting height. Maximum calculated value = 3.2 fc
 Type III - Medium - N/A

REPORT NUMBER: P677016
CATALOG NUMBER: CCW-SA-1A-760-U-SL3-HSS

Luminous Intensity Polar Plot



— Vertical Plane Through 58-Deg Lateral - - - Horizontal Cone Through 70-Deg Vertical

REPORT NUMBER: P677016
 CATALOG NUMBER: CCW-SA-1A-760-U-SL3-HSS

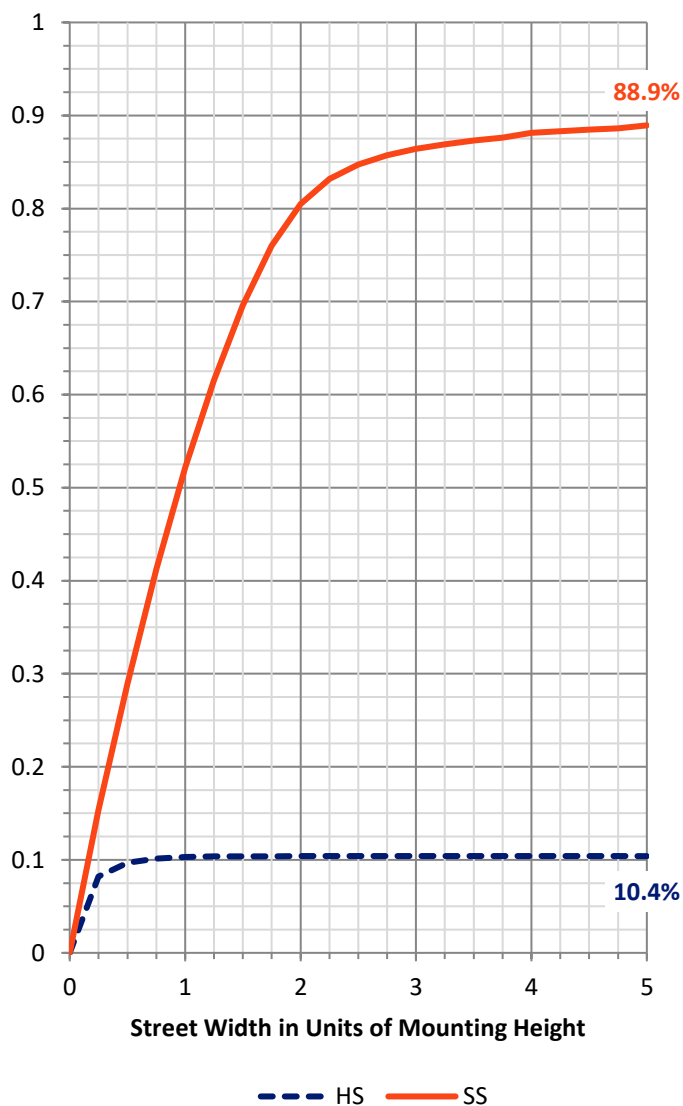
FLUX DISTRIBUTION:

		Downward	Upward	Total
House Side	Lumens	242.2	0.0	242.2
	% Fixture	10.5	0.0	10.5
Street Side	Lumens	2070.3	0.0	2070.3
	% Fixture	89.5	0.0	89.5
Total	Lumens	2312.5	0.0	2312.5
	% Fixture	100.0	0.0	100.0

Coefficient of Utilization

ZONAL LUMENS:

Zone	Lumens	% Fixture
0°-10°	58.6	2.5
10°-20°	121.9	5.3
20°-30°	163.3	7.1
30°-40°	220.7	9.5
40°-50°	316.8	13.7
50°-60°	466.8	20.2
60°-70°	569.4	24.6
70°-80°	347.7	15.0
80°-90°	47.2	2.0
90°-100°	0.0	0.0
100°-110°	0.0	0.0
110°-120°	0.0	0.0
120°-130°	0.0	0.0
130°-140°	0.0	0.0
140°-150°	0.0	0.0
150°-160°	0.0	0.0
160°-170°	0.0	0.0
170°-180°	0.0	0.0
0°-90°	2312.5	100.0
0°-180°	2312.5	100.0

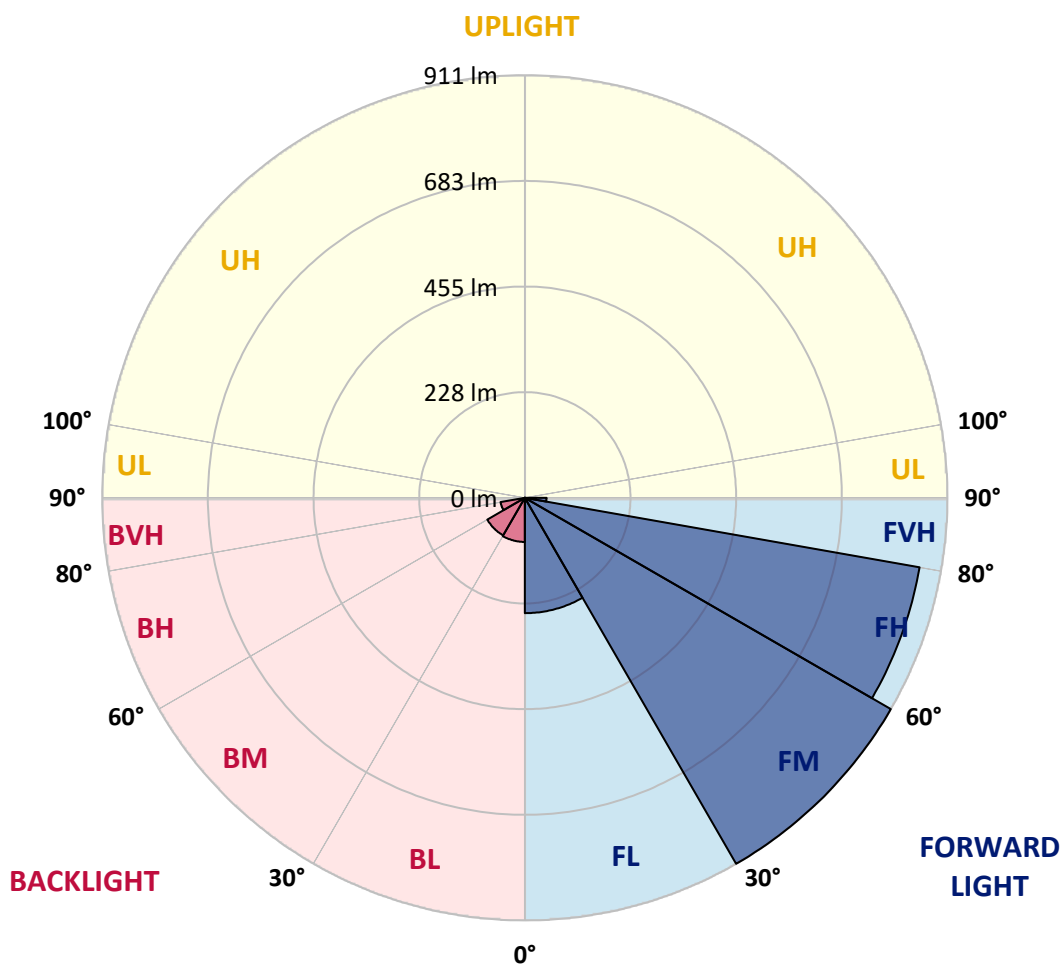


REPORT NUMBER: P677016
 CATALOG NUMBER: CCW-SA-1A-760-U-SL3-HSS

LUMINAIRE CLASSIFICATION SYSTEM LUMEN TABLE AND BUG RATING:

Zone	Lumens	% Fixture	Zone Rating/Lumen Limit		
			B	U	G
FL (0°-30°)	248.6	10.8			
FM (30°-60°)	910.9	39.4			
FH (60°-80°)	864.1	37.4			G1/1800
FVH (80°-90°)	46.8	2.0			G1/100
BL (0°-30°)	95.2	4.1	B0/110		
BM (30°-60°)	93.5	4.0	B0/220		
BH (60°-80°)	53.1	2.3	B0/110		G0/110
BVH (80°-90°)	0.5	0.0			G0/10
UL (90°-100°)	0.0	0.0		U0/0	
UH (100°-180°)	0.0	0.0		U0/0	

BUG Rating: B0-U0-G1
 Type III Medium





REPORT NUMBER: P677016

CATALOG NUMBER: CCW-SA-1A-760-U-SL3-HSS

CANDELA DISTRIBUTION (FULL):

	0°	5°	15°	25°	35°	45°	55°	58°	65°	75°	85°
0°	717.9	717.9	717.9	717.9	717.9	717.9	717.9	717.9	717.9	717.9	717.9
2.5°	730.9	733.6	727.1	734.7	727.6	730.9	727.1	726.0	726.5	727.1	722.7
5°	696.7	703.2	705.9	701.6	711.9	710.3	716.8	717.3	714.6	711.9	712.4
7.5°	651.7	658.2	660.9	663.7	674.0	687.5	696.2	690.8	695.1	704.9	690.2
10°	619.2	617.6	617.0	622.4	642.0	653.3	668.0	666.4	677.2	686.4	674.5
12.5°	579.1	575.8	585.6	589.9	607.3	627.3	638.7	650.6	661.5	671.2	657.7
15°	549.2	552.0	555.8	565.0	577.4	604.0	620.8	632.2	651.7	656.6	651.2
17.5°	525.4	527.6	533.0	537.9	553.6	579.1	605.6	619.2	639.8	652.8	636.0
20°	525.9	519.4	519.4	524.3	533.0	563.3	591.5	595.9	624.1	646.3	634.9
22.5°	526.5	524.3	519.4	518.9	522.7	544.4	573.1	582.9	613.2	639.3	625.7
25°	534.1	525.9	526.5	518.9	520.5	531.4	554.1	568.8	603.5	643.0	620.8
27.5°	540.6	544.4	536.8	533.5	524.3	523.8	542.7	555.2	598.6	651.7	624.1
30°	555.2	557.9	557.9	555.8	547.1	534.6	538.9	554.7	588.8	650.1	618.6
32.5°	579.6	574.7	581.2	578.0	566.6	547.1	550.9	559.0	594.8	670.7	627.3
35°	587.7	591.5	600.2	593.2	589.4	578.0	570.4	576.4	603.5	691.3	640.3
37.5°	612.7	607.3	613.2	628.9	632.7	612.1	597.5	606.2	636.0	715.7	652.3
40°	614.9	619.2	630.0	660.9	664.7	656.1	644.1	646.3	668.5	747.1	682.1
42.5°	625.7	630.6	652.8	678.8	699.4	701.1	692.4	692.4	711.4	797.6	715.2
45°	646.8	638.7	667.4	711.4	741.2	747.1	758.5	755.8	771.0	850.7	777.0
47.5°	655.0	657.7	689.1	742.3	776.4	804.1	823.1	823.6	831.2	918.5	857.2
50°	681.5	681.0	719.0	768.3	818.7	869.1	906.0	906.0	905.5	984.6	926.1
52.5°	716.8	715.7	745.0	803.5	869.1	932.6	981.4	983.0	995.5	1066.0	1005.2
55°	774.3	769.4	797.6	840.9	919.6	996.6	1081.1	1081.7	1071.9	1124.0	1062.2
57.5°	822.5	822.0	845.3	887.0	976.0	1079.0	1177.1	1191.8	1160.8	1183.6	1107.7
60°	810.0	817.1	865.3	927.2	1035.6	1182.0	1280.7	1303.4	1254.1	1224.3	1141.9
62.5°	732.5	748.8	801.4	900.0	1086.0	1331.6	1423.3	1413.0	1302.9	1259.0	1183.6
65°	527.0	543.3	608.3	756.4	1027.5	1437.4	1610.9	1564.2	1389.7	1310.5	1239.5
67.5°	310.1	316.6	357.3	482.6	768.3	1379.9	1838.6	1842.4	1560.4	1389.7	1336.0
70°	223.9	228.8	244.5	284.7	425.6	1081.7	1965.5	2064.1	1797.4	1480.7	1285.0
72.5°	171.9	171.9	198.4	236.9	271.1	647.9	1808.8	2006.7	1848.9	1393.4	1035.6
75°	123.6	126.9	155.6	203.9	250.0	325.3	1332.7	1592.4	1567.0	1129.4	723.3
77.5°	71.0	72.7	109.5	170.8	234.8	223.4	823.6	1079.5	1109.9	707.0	313.4
80°	36.3	37.4	61.3	135.0	212.5	194.6	491.2	710.8	602.9	205.5	72.7
82.5°	17.9	17.9	27.7	86.2	180.6	172.4	289.0	392.6	213.6	47.2	30.4
85°	6.0	6.5	12.5	48.8	130.7	104.1	176.8	186.5	71.6	17.9	16.8
87.5°	1.6	2.2	3.3	17.9	56.9	68.3	105.2	119.3	29.3	7.0	8.1
90°	0.0	0.0	0.0	0.0	0.0	0.0	0.0	0.0	0.0	0.0	0.0



REPORT NUMBER: P677016
 CATALOG NUMBER: CCW-SA-1A-760-U-SL3-HSS

CANDELA DISTRIBUTION (continued):

	90°	95°	105°	115°	125°	135°	145°	155°	165°	175°	180°
0°	717.9	717.9	717.9	717.9	717.9	717.9	717.9	717.9	717.9	717.9	717.9
2.5°	706.5	702.7	698.4	687.5	678.8	667.4	659.9	653.9	642.5	644.7	639.8
5°	699.4	692.4	667.4	643.6	621.9	588.8	566.1	551.4	539.5	527.6	536.2
7.5°	687.0	670.2	631.1	586.7	540.6	497.2	453.8	427.8	408.8	391.5	390.9
10°	665.8	638.7	577.4	519.4	448.4	391.5	336.2	292.8	264.6	244.0	243.4
12.5°	642.0	613.8	536.8	442.4	360.6	280.3	214.2	168.1	141.5	125.2	123.1
15°	626.8	585.6	485.8	374.1	272.7	182.7	118.7	90.0	79.7	75.9	75.9
17.5°	607.3	560.1	435.4	303.1	189.2	105.7	77.0	69.4	68.9	67.8	66.7
20°	599.1	540.6	390.4	241.8	119.8	74.8	66.1	64.5	64.5	63.4	62.4
22.5°	577.4	512.4	342.7	177.3	79.7	65.6	62.4	60.2	59.1	58.0	59.1
25°	567.7	492.3	297.7	122.5	65.1	58.6	56.9	54.8	53.1	52.6	52.6
27.5°	561.2	472.3	253.7	85.1	57.5	53.7	50.4	48.8	46.6	44.5	44.5
30°	556.3	456.5	211.5	62.9	51.5	47.7	45.0	41.2	38.5	36.3	36.3
32.5°	549.8	438.1	169.2	53.7	46.6	42.8	38.0	34.7	30.9	29.3	29.3
35°	552.0	425.6	132.8	47.7	41.7	36.9	32.5	28.2	24.4	22.8	22.2
37.5°	556.3	416.4	100.8	42.8	37.4	32.0	27.1	22.2	20.1	17.9	17.9
40°	574.7	413.7	74.3	39.6	34.2	28.2	22.8	18.4	16.3	14.6	14.1
42.5°	605.6	417.5	57.5	35.8	30.9	23.9	19.0	15.2	13.0	11.4	10.8
45°	645.2	432.1	47.2	33.6	27.1	20.1	15.2	12.5	9.8	8.7	8.7
47.5°	702.7	454.9	41.2	30.9	23.9	16.8	13.0	9.8	7.6	6.5	6.5
50°	767.8	480.9	36.3	27.7	20.6	14.1	10.3	7.6	5.4	4.9	4.9
52.5°	832.8	514.0	33.6	25.5	17.9	11.4	8.1	5.4	3.8	3.3	3.3
55°	901.1	543.3	30.4	23.9	14.6	9.2	6.0	3.3	2.2	1.6	1.6
57.5°	948.8	554.7	26.6	20.6	11.4	7.0	4.3	2.2	1.1	0.5	0.5
60°	983.0	556.3	22.8	16.8	8.7	5.4	2.7	1.1	0.5	0.0	0.0
62.5°	1011.7	559.5	19.5	13.0	6.5	3.8	1.6	0.5	0.0	0.0	0.0
65°	1068.7	556.8	15.7	10.3	4.3	2.2	1.1	0.0	0.0	0.0	0.0
67.5°	1113.7	529.7	12.5	7.0	2.7	1.1	0.5	0.0	0.0	0.0	0.0
70°	985.2	403.9	9.8	4.9	1.6	0.5	0.0	0.0	0.0	0.0	0.0
72.5°	773.7	269.5	6.5	2.7	1.1	0.5	0.0	0.0	0.0	0.0	0.0
75°	507.5	133.9	4.9	1.6	0.5	0.0	0.0	0.0	0.0	0.0	0.0
77.5°	197.4	35.2	3.3	1.1	0.0	0.0	0.0	0.0	0.0	0.0	0.0
80°	47.7	11.9	1.6	0.5	0.0	0.0	0.0	0.0	0.0	0.0	0.0
82.5°	20.6	4.3	1.1	0.5	0.0	0.0	0.0	0.0	0.0	0.0	0.0
85°	12.5	2.2	0.5	0.0	0.0	0.0	0.0	0.0	0.0	0.0	0.0
87.5°	6.5	1.1	0.5	0.5	0.0	0.0	0.0	0.0	0.0	0.0	0.0
90°	0.0	0.0	0.0	0.0	0.0	0.0	0.0	0.0	0.0	0.0	0.0

(END OF REPORT)